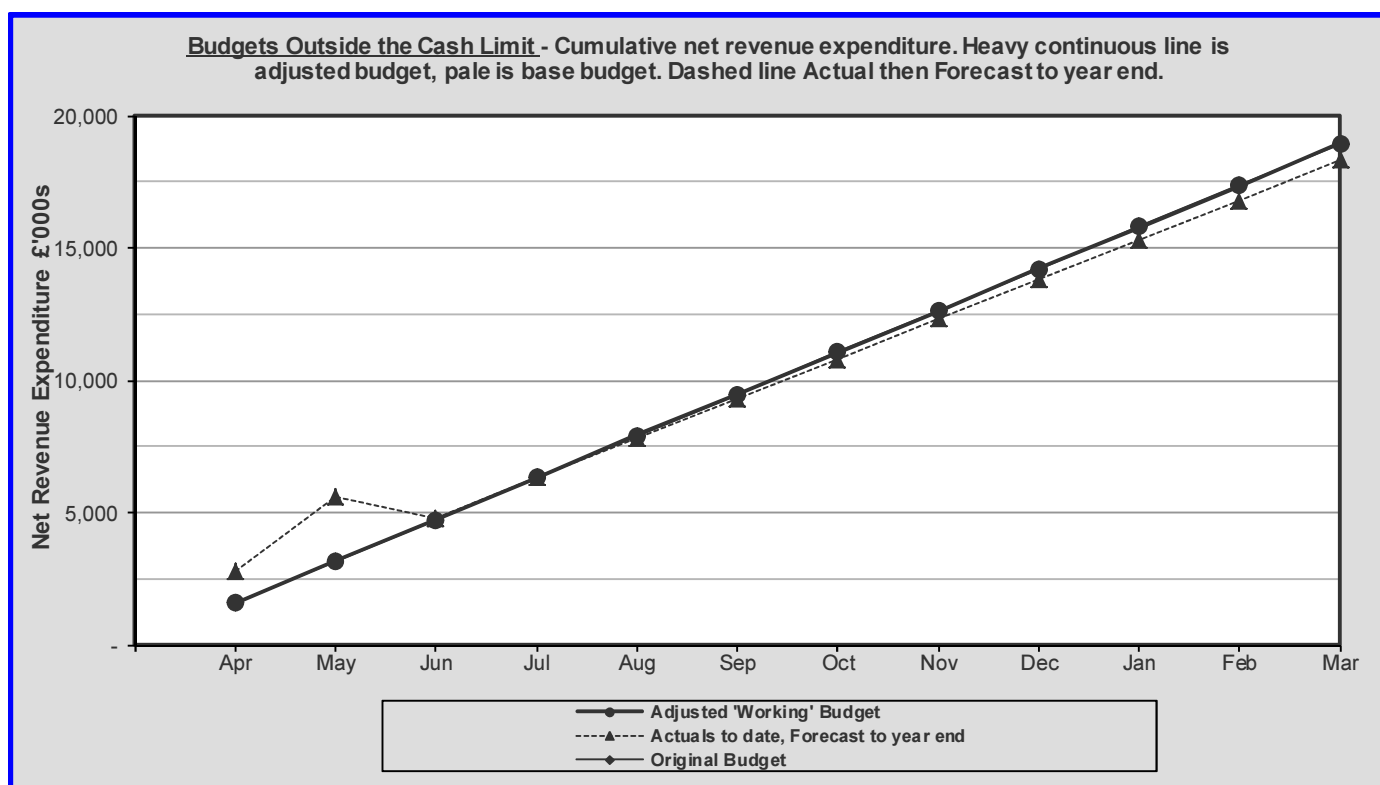


Blackpool Council – Budgets Outside the Cash Limit

Revenue summary - budget, actual and forecast:

FUNCTIONS OF THE SERVICE	BUDGET	EXPENDITURE			VARIANCE	2013/14 (UNDER)/OVER SPEND B/FWD £000
	2014/15					
	ADJUSTED CASH LIMITED BUDGET £000	EXPENDITURE APR - JUNE £000	PROJECTED SPEND £000	FORECAST OUTTURN £000	F/CAST FULL YEAR VAR. (UNDER) / OVER £000	
BUDGETS OUTSIDE THE CASH LIMIT						
NET EXPENDITURE						
TREASURY MANAGEMENT	13,668	3,421	8,559	11,980	(1,688)	-
PARKING	(3,190)	(798)	(1,433)	(2,231)	959	-
GRANTS DONATIONS AND SUBS.	439	259	180	439	-	-
HOUSING BENEFITS	1,654	407	1,255	1,662	8	-
COUNC. TAX & NNDR COST OF COLL.	672	165	504	669	(3)	-
SUBSIDIARY COMPANIES	(958)	82	(1,040)	(958)	-	-
CONCESSIONARY FARES	3,915	979	2,936	3,915	-	-
LAND CHARGES	(48)	(31)	(17)	(48)	-	-
INVESTMENT PORTFOLIO	1,520	4	1,604	1,608	88	-
PREVIOUS YEARS' PENSION LIABILITY	2,821	705	2,116	2,821	-	-
NEWHOMES BONUS	(1,569)	(392)	(1,177)	(1,569)	-	-
TOTALS	18,924	4,801	13,487	18,288	(636)	-

Directorate revenue summary graph - budget, actual and forecast:



Commentary on the key issues:

Directorate Summary - basis

- The above summary lists the latest outturn projection for each individual service categorised as falling 'outside the cash limit' and thereby exempt from the cash limited budget regime. Forecast outturns are based upon actual financial performance for the first 3 months of 2014/2015 together with predictions of performance, anticipated pressures and savings in the remainder of the financial year, which have been agreed by each designated budget manager.

Treasury Management

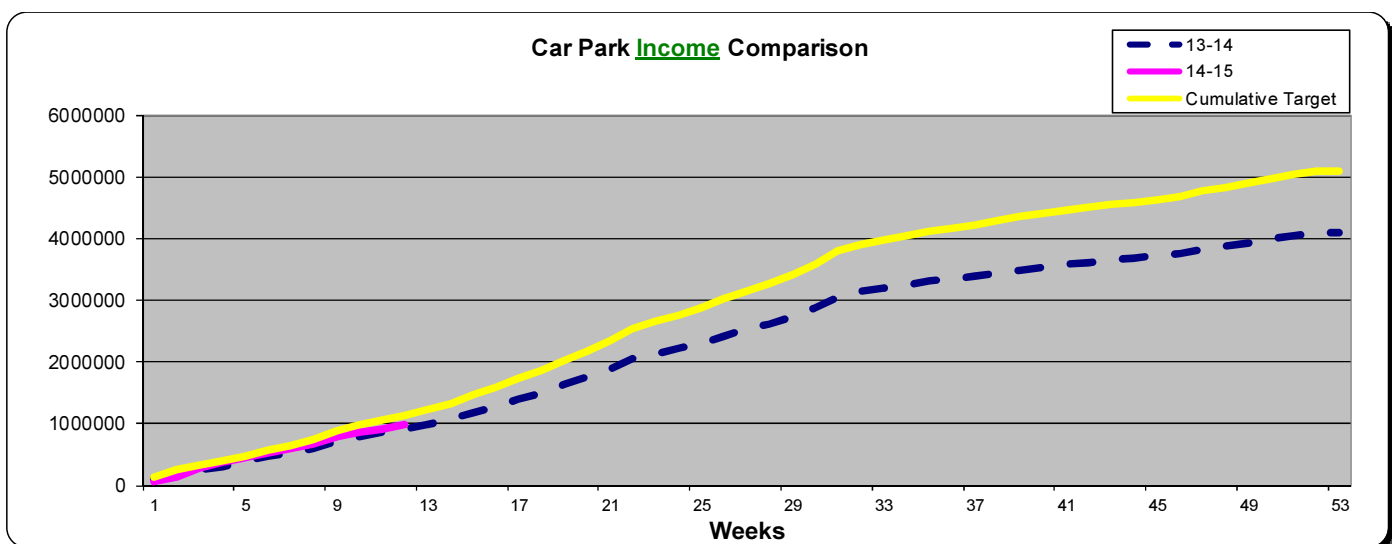
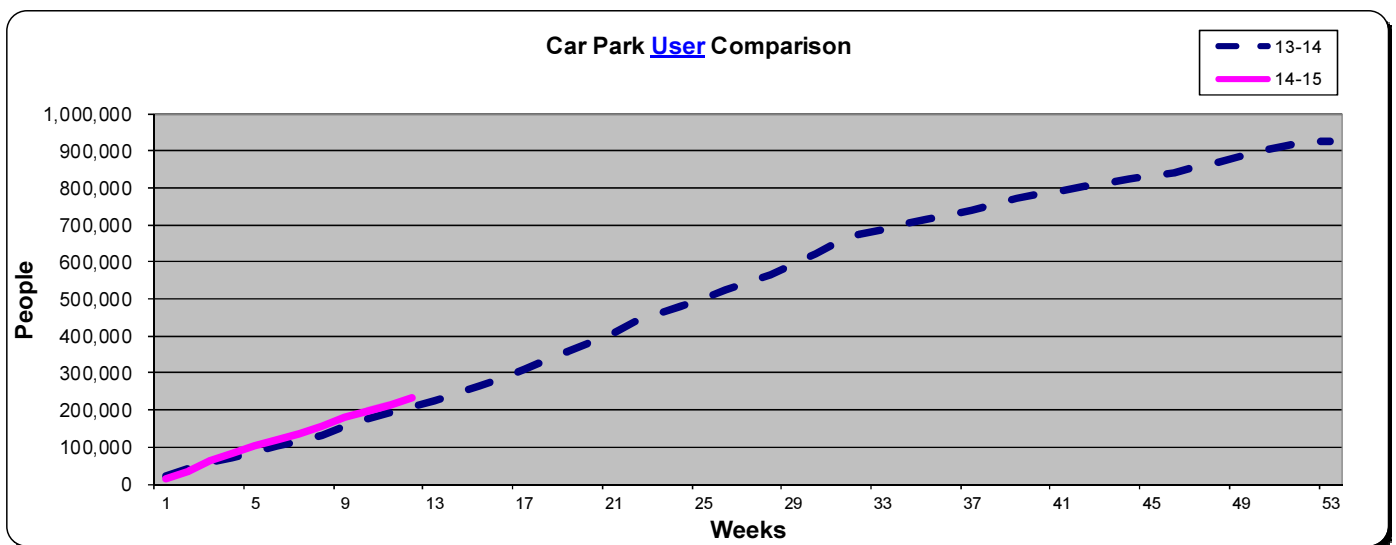
- This revenue account is forecast to achieve a favourable variance of £1,688k for the year. This reflects a temporary windfall from the short-term interest rates currently being paid to finance recent capital expenditure, and a lower interest charge by Lancashire County Council on the Local Government Reorganisation debt.

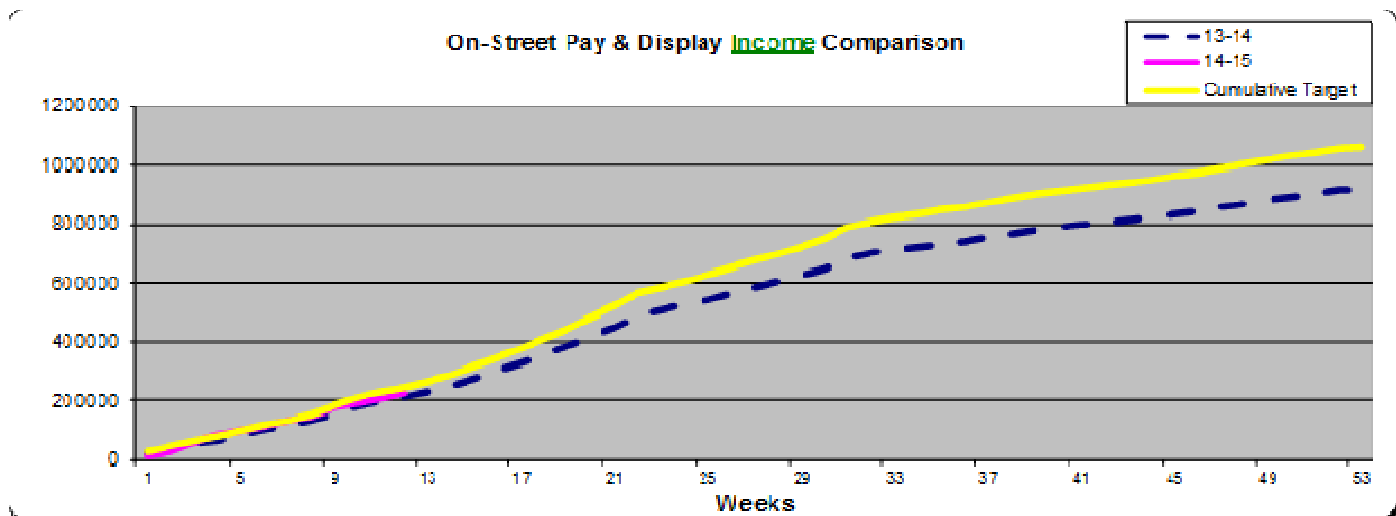
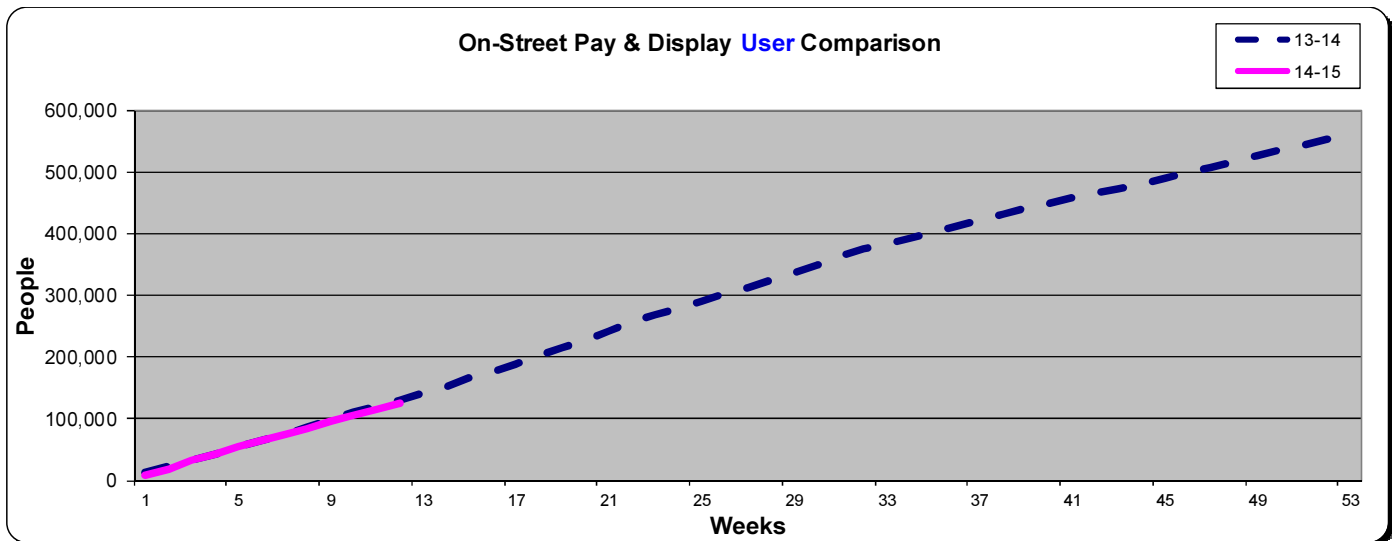
Investment Portfolio

- The forecast overspend of £88k is due to a delay in the demolition of the Syndicate due to the legal issues surrounding the communications mast and the resultant loss of forecast parking income.

Parking Services

- Parking Services is performing well in comparison with last year, despite a number of car parks closing. As at Week 12 (w/e 22nd June) Car Park patronage is up by 23,671, with income also up by £85,700 on 2013/14. On Street Pay & Display is down on patronage by 4,910, although up on income by £12,422. However the extremely challenging income target the service has means that it is £959k down on its income budget year to date.





Subsidiary companies

- This service is forecasting to breakeven during 2014/2015.

Concessionary fares

- This service is forecasting to breakeven during 2014/2015.

Land Charges

- This service is forecasting to breakeven during 2014/2015.

Summary of the revenue forecasts

After 3 months of the financial year the Budgets Outside the Cash Limit services are forecasting a £636k underspend.